

**JOINT STOCK COMPANY
UNIFIED ACCUMULATIVE
PENSION FUND**

Financial Statements and
Independent Auditor's Report
For the year ended 31 December 2017

Joint Stock Company Unified Accumulative Pension Fund

Contents

	Page
STATEMENT OF MANAGEMENT'S RESPONSIBILITIES FOR THE PREPARATION AND APPROVAL OF THE FINANCIAL STATEMENTS FOR THE YEAR ENDED 31 DECEMBER 2017	1
INDEPENDENT AUDITOR'S REPORT	2-3
FINANCIAL STATEMENTS FOR THE YEAR ENDED 31 DECEMBER 2017:	
Statement of profit or loss and other comprehensive income	4
Statement of financial position	5
Statement of changes in equity	6
Statement of cash flows	7
Notes to the financial statements	8-43

Joint Stock Company Unified Accumulative Pension Fund

Statement of Management's Responsibilities For the Preparation and Approval of the Financial Statements For the year ended 31 December 2017

Management of Joint Stock Company Unified Accumulative Pension Fund ("the Fund") is responsible for the preparation of the financial statements that present fairly the financial position of the Fund as at 31 December 2017, and the results of its operations, cash flows and changes in equity for the year then ended, in compliance with International Financial Reporting Standards ("IFRS").

In preparing the financial statements, management is responsible for:

- properly selecting and applying accounting policies;
- presenting information, including accounting policies, in a manner that provides relevant, reliable, comparable and understandable information;
- providing additional disclosures when compliance with the specific requirements in IFRSs are insufficient to enable users to understand the impact of particular transactions, other events and conditions on the Fund's financial position and financial performance; and
- making an assessment of the Fund's ability to continue as a going concern.

Management is also responsible for:

- designing, implementing and maintaining an effective and sound system of internal controls, throughout the Fund;
- maintaining adequate accounting records that disclose, with reasonable accuracy at any time, the financial position of the Fund, and which enable them to ensure that the financial statements of the Fund comply with IFRS;
- maintaining accounting records in compliance with legislation of the Republic of Kazakhstan;
- taking such steps as are reasonably available to them to safeguard the assets of the Fund; and
- detecting and preventing fraud and other irregularities.

The financial statements of the Fund for the year ended 31 December 2017 were authorized for issuance by the Management of the Fund on 26 March 2018.

On behalf of the Management of the Fund:



Naurzybayeva Nurbubi Serekkhazhiyevna
Chairperson of the Management Board

26 March 2018
Almaty





Taldybayev Arman Berikovich
Chief Accountant - Own Assets
Accounting Department Director

26 March 2018
Almaty

Independent Auditor's Report

To the Shareholder of Joint Stock Company Unified Accumulative Pension Fund

Opinion

We have audited the accompanying financial statements of Joint Stock Company Unified Accumulative Pension Fund ("the Fund"), which comprise the statement of financial position as at 31 December 2017, and the statement of profit and loss and other comprehensive income, statement of changes in equity and statement of cash flows for the year then ended, and notes to the financial statements, including a summary of significant accounting policies.

In our opinion, the accompanying financial statements present fairly, in all material respects, the financial position of the Fund as at 31 December 2017, and its financial performance and its cash flows for the year then ended in accordance with International Financial Reporting Standards ("IFRSs").

Basis for Opinion

We conducted our audit in accordance with International Standards on Auditing ("ISAs"). Our responsibilities under those standards are further described in the *Auditor's Responsibilities for the Audit of the Financial Statements* section of our report. We are independent of the Fund in accordance with the International Ethics Standards Board for Accountants' *Code of Ethics for Professional Accountants* (the "IESBA Code") together with the ethical requirements that are relevant to our audit of the financial statements in the Republic of Kazakhstan, and we have fulfilled our other ethical responsibilities in accordance with these requirements and the IESBA Code. We believe that the audit evidence we have obtained is sufficient and appropriate to provide a basis for our opinion.

Emphasis of Matter

We draw attention to Note 5 to the financial statements which describes the restatement of corresponding figures for the year ended 31 December 2016. Our opinion is not modified in respect of this matter.

Responsibilities of Management and Those Charged with Governance for the Financial Statements

Management is responsible for the preparation and fair presentation of the financial statements in accordance with IFRSs, and for such internal control as management determines is necessary to enable the preparation of financial statements that are free from material misstatement, whether due to fraud or error.

In preparing the financial statements, management is responsible for assessing the Fund's ability to continue as a going concern, disclosing, as applicable, matters related to going concern and using the going concern basis of accounting unless management either intends to liquidate the Fund or to cease operations, or has no realistic alternative but to do so. Those charged with governance are responsible for overseeing the Fund's financial reporting process.

Auditor's Responsibilities for the Audit of the Financial Statements

Our objectives are to obtain reasonable assurance about whether the financial statements as a whole are free from material misstatement, whether due to fraud or error, and to issue an auditor's report that includes our opinion. Reasonable assurance is a high level of assurance, but is not a guarantee that an audit conducted in accordance with ISAs will always detect a material misstatement when it exists. Misstatements can arise from fraud or error and are considered material if, individually or in the aggregate, they could reasonably be expected to influence the economic decisions of users taken on the basis of these financial statements.

As part of an audit in accordance with ISAs, we exercise professional judgment and maintain professional skepticism throughout the audit. We also:

- Identify and assess the risks of material misstatement of the financial statements, whether due to fraud or error, design and perform audit procedures responsive to those risks, and obtain audit evidence that is sufficient and appropriate to provide a basis for our opinion. The risk of not detecting a material misstatement resulting from fraud is higher than for one resulting from error, as fraud may involve collusion, forgery, intentional omissions, misrepresentations, or the override of internal control;
- Obtain an understanding of internal control relevant to the audit in order to design audit procedures that are appropriate in the circumstances, but not for the purpose of expressing an opinion on the effectiveness of the Fund's internal control;
- Evaluate the appropriateness of accounting policies used and the reasonableness of accounting estimates and related disclosures made by management;
- Conclude on the appropriateness of management's use of the going concern basis of accounting and, based on the audit evidence obtained, whether a material uncertainty exists related to events or conditions that may cast significant doubt on the Fund's ability to continue as a going concern. If we conclude that a material uncertainty exists, we are required to draw attention in our auditor's report to the related disclosures in the financial statements or, if such disclosures are inadequate, to modify our opinion. Our conclusions are based on the audit evidence obtained up to the date of our auditor's report. However, future events or conditions may cause the Fund to cease to continue as a going concern;
- Evaluate the overall presentation, structure and content of the financial statements, including the disclosures, and whether the financial statements represent the underlying transactions and events in a manner that achieves fair presentation.

We communicate with those charged with governance regarding, among other matters, the planned scope and timing of the audit and significant audit findings, including any significant deficiencies in internal control that we identify during our audit.



Deloitte LLP
State license on auditing in the
Republic of Kazakhstan # 0000015,
type MFU - 2, issued by the
Ministry of Finance of the
Republic of Kazakhstan
dated 13 September 2006

26 March 2018
Almaty

[Handwritten signature]

Nurlan Bekenov
Engagement Partner
Qualified Auditor of the
Republic of Kazakhstan
Qualification certificate # 0082
dated 13 June 1994
General Director
Deloitte, LLP

The image shows a handwritten signature in blue ink next to a blue circular seal. The seal is a qualification certificate for Nurlan Bekenov, a Qualified Auditor of the Republic of Kazakhstan, with certificate number 0082, dated 13 June 1994. The seal also identifies him as the General Director of Deloitte, LLP.

Joint Stock Company Unified Accumulative Pension Fund

Statement of Profit or Loss and Other Comprehensive Income For the year Ended 31 December 2017 (in thousands of Kazakhstani Tenge)


	Notes	Year ended 31 December 2017	Year ended 31 December 2016 (restated)*
Commission income	6, 25	46,779,334	58,563,783
Commission expense	7, 25	(17,158,694)	(6,536,550)
Net commission income		29,620,640	52,027,233
Interest income	8, 25	5,917,654	7,519,052
Net foreign exchange loss		(153,629)	(114,683)
Provision for impairment losses		(10,543)	(20,983,434)
Other operating (expense)/income, net		(16,224)	325,654
Operating income		35,357,898	38,773,822
Personnel expenses	9, 25	(8,255,944)	(9,103,897)
General administrative expenses	10, 25	(3,923,043)	(3,818,817)
Profit before income tax		23,178,911	25,851,108
Income tax expense	11, 25	(4,939,485)	(7,975,666)
Net profit		18,239,426	17,875,442
Other comprehensive loss, net of income tax			
<i>Items that may be reclassified subsequently to profit or loss:</i>			
Net loss on revaluation of available-for-sale financial assets, net of tax		(142,519)	(1,020,108)
<i>Items that will not be reclassified subsequently to profit or loss:</i>			
Gain on revaluation of property and equipment, net of tax		-	20,770
Other comprehensive loss		(142,519)	(999,338)
Total comprehensive income		18,096,907	16,876,104

*Restated as presented in Note 5

On behalf of the Management Board:


Naurzybayeva Nurbubi Serekkhazhiyevna
Chairperson of the Management Board

26 March 2018
Almaty




Taldybayev Arman Berikovich
Chief Accountant – Own Assets
Accounting Department Director

26 March 2018
Almaty

The notes on pages 8-43 form an integral part of these financial statements.

Joint Stock Company Unified Accumulative Pension Fund


Statement of Financial Position As at 31 December 2017

(in thousands of Kazakhstani Tenge)


	Notes	31 December 2017	31 December 2016 (restated)*	1 January 2016
ASSETS				
Cash and deposits with the National Bank of the Republic of Kazakhstan	12, 25	27,434,003	12,026,933	16,918,433
Available-for-sale financial assets	13, 25	59,549,660	18,853,763	20,120,688
Bank deposits	15	-	33,295,839	26,920,776
Amounts receivable under reverse repurchase agreement	14, 25	8,022,904	-	-
Commission receivable	16, 25	1,831,433	2,912,727	6,348,208
Current tax asset		1,081,078	3,396,277	-
Investment property		19,080	22,761	22,761
Property, equipment and intangible assets	17	2,562,158	2,267,911	1,048,000
Deferred tax assets	11	2,222,535	1,103,862	3,362,396
Other assets		431,152	399,785	152,677
Total assets		103,154,003	74,279,858	74,893,939
LIABILITIES AND EQUITY				
Commission payable to NBRK for fiduciary management of the Plan	18, 25	10,302,298	571,285	16,611,467
Other liabilities	19, 25	1,572,105	525,880	669,943
Current tax liabilities		-	-	1,305,940
Total liabilities		11,874,403	1,097,165	18,587,350
EQUITY				
Share capital	20	7,114,244	7,114,244	7,114,244
Statutory reserve	20	4,056,517	4,056,517	4,056,517
Revaluation deficit for available-for-sale financial assets		(1,595,294)	(1,452,775)	(432,667)
Revaluation reserve for property and equipment		2,807	16,296	-
Retained earnings		81,701,326	63,448,411	45,568,495
Total equity		91,279,600	73,182,693	56,306,589
Total liabilities and equity		103,154,003	74,279,858	74,893,939

*Restated as presented in Note 5

On behalf of the Management Board:


Naurzybayeva Nurbubi Serekkhazhiyevna
Chairperson of the Management Board

26 March 2018
Almaty




Taldybayev Arman Berikovich
Chief Accountant - Own Assets
Accounting Department Director

26 March 2018
Almaty

The notes on pages 8-43 form an integral part of these financial statements.


Joint Stock Company Unified Accumulative Pension Fund

Statement of Changes in Equity For the year ended 31 December 2017 (in thousands of Kazakhstani Tenge)

	Share capital	Statutory reserve	Revaluation deficit for available-for-sale financial assets	Revaluation reserve for property and equipment	Retained earnings	Total
As at 1 January 2016	7,114,244	4,056,517	(432,667)	-	45,568,495	56,306,589
Profit for the year (restated)*	-	-	-	-	17,875,442	17,875,442
Transfer from revaluation reserve for property and equipment, net tax	-	-	-	(4,474)	4,474	-
Other comprehensive loss	-	-	(1,020,108)	20,770	-	(999,338)
As at 31 December 2016 (restated)*	7,114,244	4,056,517	(1,452,775)	16,296	63,448,411	73,182,693
Profit for the year	-	-	-	-	18,239,426	18,239,426
Transfer from revaluation reserve for property and equipment, net tax	-	-	-	(13,489)	13,489	-
Other comprehensive loss	-	-	(142,519)	-	-	(142,519)
As at 31 December 2017	7,114,244	4,056,517	(1,595,294)	2,807	81,701,326	91,279,600

*Restated as presented in Note 5

On behalf of the Management Board:


Nauryzbayeva Nurbubi Serekkhazhiyevna
Chairperson of the Management Board

26 March 2018
Almaty


Taldybayev Arman Berikovich
Chief Accountant - Own Assets
Accounting Department Director

26 March 2018
Almaty

The notes on pages 8-43 form an integral part of these financial statements.

Joint Stock Company Unified Accumulative Pension Fund

Statement of Cash Flows For the year ended 31 December 2017 (in thousands of Kazakhstani Tenge)

	Notes	Year ended 31 December 2017	Year ended 31 December 2016
CASH FLOWS FROM OPERATING ACTIVITIES			
Profit before income tax		23,178,911	25,851,108
<i>Adjustments for:</i>			
Depreciation and amortisation	17, 10	1,001,985	641,392
Loss on disposal of available-for-sale financial assets		39,163	-
Loss on disposal of property, equipment and intangible assets		230	3,180
Loss on impairment of investment property		3,681	-
Other reserves		938,701	9,526
Provision for impairment loss		10,543	20,983,434
Net foreign exchange loss		153,629	114,683
Interest income	8	(5,917,654)	(7,519,052)
(Increase)/decrease in operating assets			
Commission receivable		1,081,294	3,435,481
Other assets		(604,415)	(196,721)
Increase/(decrease) in operating liabilities			
Commission payable to NBRK for fiduciary management		9,731,013	(16,040,181)
Other liabilities		107,537	(144,037)
Cash inflow from operations before income taxes		29,724,618	27,138,813
Income tax paid		(3,169,910)	(10,419,349)
Net cash inflow from operating activities		26,554,708	16,719,464
CASH FROM INVESTING ACTIVITIES			
Acquisition of available-for-sale financial assets		(48,781,374)	(5,040,526)
Sale and redemption of available-for-sale assets		7,932,430	-
Placements of deposits in the National Bank of Kazakhstan		(24,115,000)	(66,637,950)
Proceeds from bank deposits		30,807,921	50,346,710
Purchase of reverse repurchase agreements		(124,070,040)	-
Sale of reverse repurchase agreements		116,070,040	-
Purchases of property, equipment and intangible assets	17	(1,296,462)	(1,843,713)
Interest received		8,235,159	2,014,865
Net cash outflow from investing activities		(35,217,326)	(21,160,614)
CASH FLOWS FROM FINANCING ACTIVITIES			
Net decrease in cash and cash equivalents		(8,662,618)	(4,441,150)
Effect of changes in exchange rates on cash and cash equivalents		(66,954)	(450,350)
Cash and cash equivalents as at the beginning of the year	12	12,026,933	16,918,433
Cash and cash equivalents as at the end of the year	12	3,297,361	12,026,933

On behalf of the Management Board:


Nauryzbayeva Nurbubi Serekkhazhiyevna
Chairperson of the Management Board

26 March 2018
Almaty


Tal'dybayev Arman Berikovich
Chief Accountant - Own Assets
Accounting Department Director

26 March 2018
Almaty

The notes on pages 8-43 form an integral part of these financial statements.

Joint Stock Company Unified Accumulative Pension Fund

Notes to the Financial Statements For the year ended 31 December 2017 (in thousands of Kazakhstani Tenge)

1. Organization

Organisation and operations

"Unified Accumulative Pension Fund" JSC ("the Fund") was incorporated on 17 December 1997 by the Government of the Republic of Kazakhstan as "State Accumulative Pension Fund" CJSC in accordance with Decree No 1372 dated 24 September 1997. The Fund was established under the pension reform undertaken in the Republic of Kazakhstan in 1997, in the transition to a defined contribution pension system. On 1 February 2005, the Fund was re-registered as "State Accumulative Pension Fund" JSC.

On 21 June 2013, the new edition of the Law of the Republic of Kazakhstan "On pensions in the Republic of Kazakhstan" ("the Law on pensions") was approved. In accordance with the aforementioned law, all mandatory pension and mandatory professional pension contributions in the Republic of Kazakhstan are to be accumulated by the Fund, and all pension assets and liabilities accumulated to that date at other accumulation pension funds were to be transferred to the Fund according to the order set by the regulatory act of the responsible body. The schedule of transfer of pension assets and liabilities from other accumulation pension funds to the Fund was approved by the Order No 356 of the Chairperson of the National Bank of the Republic of Kazakhstan ("the NBRK") dated 22 August 2013. In accordance with this Order, the transfer of pension assets and liabilities started on 11 October 2013 and ended on 26 June 2014.

On 31 July 2013, the Government of the Republic of Kazakhstan issued Decree No 747 on foundation of the "Unified Accumulative Pension Fund" JSC. On 22 August 2013, the Fund was re-registered as "Unified Accumulative Pension Fund" JSC due to the change in its name. According to the Charter, the Fund is a not-for-profit organisation. The sole shareholder of the Fund in accordance with the Law on pensions is the Government of the Republic of Kazakhstan, represented by the Committee of State Property and Privatisation of the Ministry of Finance of the Republic of Kazakhstan ("the CSPP"). In accordance with the Law on pensions and the Agreement on fiduciary management signed by the NBRK on 24 September 2013 and by the CSPP on 25 September 2013, the state portfolio of shares of the Fund was passed under the fiduciary management to the NBRK.

The Fund performs the function of pension funds accumulation for the pension plan assets (the "Plan"). In accordance with the Law on pensions and the Charter, the principal activities of the Fund are:

- accumulation of mandatory and voluntary pension and professional pension contributions;
- payment of accumulated pensions; and
- individual accounting of accumulated pensions and payments.

In accordance with the Agreement on fiduciary management, custody, accounting and investment management of pension assets accumulated at the Fund is performed by the NBRK on behalf of the Fund.

As at 31 December 2017 and 2016, the Plan's pension assets were held in the custody of the NBRK.

In accordance with the Law on pensions, the Fund is authorised to receive a commission from the Plan not exceeding 7.5% per annum of net investment income on pension plan assets and 0.025% per month of total pension assets.

In 2017, the Fund received commission income on investment income from pension plan assets of 5.25% per annum (2016: 5.25% per annum). The calculation is performed on a monthly basis and for the calculation the Plan uses the value of the investment income from pension plan assets as at the first day of the month preceding the month for which the calculation and accrual of commission income is made.

Joint Stock Company Unified Accumulative Pension Fund

Notes to the Financial Statement For the year ended 31 December 2017 (Continued) (in thousands of Kazakhstani Tenge)

In 2017, the Fund received commission income of 0.0225% per month on pension plan assets (2016: 0.0225% per month). The calculation is performed on a monthly basis and for the calculation the Plan uses the value of the pension plan assets as at the first day of the month preceding the month for which the calculation and accrual of commission income is made. In the calculation, the Plan uses the value of pension plan assets without accrual of investment income from pension plan assets estimated in accordance with the Rules "On accounting and valuation of pension assets" developed by the National Bank of the Republic of Kazakhstan in Decree No. 24 dated 26 February 2014 ("the Valuation Rules").

Commission income rates on pension plan assets and on investment income from pension plan assets were determined in accordance with regulation #260 of the Management Board of the NBRK dated 28 October 2016.

Besides management of the Plan's assets, the Fund conducts operations with its own assets, which are reflected in the current financial statements. The Plan's assets are disclosed in the financial statements of the Plan's pension assets and are not reflected in these financial statements.

The Fund's legal address is 82 Auezov Street, Almaty, Republic of Kazakhstan. As at 31 December 2017, the Fund had 18 branches operating in the Republic of Kazakhstan (2016: 18).

As at 31 December 2017 and 2016, the Fund employed 1,834 and 2,123 employees, respectively.

Shareholders

As at 31 December 2017 and 2016, the sole shareholder of the Fund was the Government of the Republic of Kazakhstan represented by the CSPP. In accordance with the Law on pensions and the Agreement on fiduciary management signed by the NBRK on 24 September 2013 and by the CSPP on 25 September 2013, the state portfolio of shares of the Fund was passed under the fiduciary management to the NBRK.

2. Significant accounting policies

Statement of compliance. These financial statements have been prepared in accordance with International Financial Reporting Standards ("IFRS").

These financial statements have been prepared assuming that the Fund is a going concern and will continue operation for the foreseeable future.

These financial statements are presented in thousands of Kazakhstani tenge ("KZT thousand"), unless otherwise indicated.

These financial statements have been prepared on the historical cost basis except for certain properties and financial instruments that are measured at revalued amounts or fair values at the end of each reporting period, as explained in the accounting policies below.

Historical cost is generally based on the fair value of the consideration given in exchange for goods and services.

Fair value is the price that would be received to sell an asset or paid to transfer a liability in an orderly transaction between market participants at the measurement date, regardless of whether that price is directly observable or estimated using another valuation technique. In estimating the fair value of an asset or a liability, the Fund takes into account the characteristics of the asset or liability if market participants would take those characteristics into account when pricing the asset or liability at the measurement date. Fair value for measurement and/or disclosure purposes in these financial statements is determined on such a basis, except for share-based payment transactions that are within the scope of IFRS 2, leasing transactions that are within the scope of IAS 17, and measurements that have some similarities to fair value but are not fair value, such as net realisable value in IAS 2 or value in use in IAS 36.

Joint Stock Company Unified Accumulative Pension Fund

Notes to the Financial Statement For the year ended 31 December 2017 (Continued) (in thousands of Kazakhstani Tenge)

In addition, for financial reporting purposes, fair value measurements are categorised into Level 1, 2 or 3 based on the degree to which the inputs to the fair value measurements are observable and the significance of the inputs to the fair value measurement in its entirety, which are described as follows:

- Level 1 inputs are quoted prices (unadjusted) in active markets for identical assets or liabilities that the entity can access at the measurement date;
- Level 2 inputs are inputs, other than quoted prices included within Level 1, that are observable for the asset or liability, either directly or indirectly; and
- Level 3 inputs are unobservable inputs for the asset or liability.

The Fund maintains its accounting records in accordance with International Accounting Standards and legislation of the Republic of Kazakhstan on accounting and financial reporting. These financial statements have been prepared from the statutory accounting records and have been adjusted to conform to IFRS.

Functional currency. Items included in the financial statements are measured using the currency of the primary of the economic environment in which the entity operates ("the functional currency"). The presentational currency of the financial statements of the Fund is the KZT. All values are rounded to the nearest thousand tenge, except when otherwise indicated.

Offsetting. Financial assets and financial liabilities are offset and the net amount reported in the statement of financial position only when there is a legally enforceable right to offset the recognised amounts and there is an intention to settle on a net basis, or to realise the assets and settle the liability simultaneously. Income and expense is not offset in the statement of profit or loss unless required or permitted by any accounting standard or interpretation, and as specifically disclosed in the accounting policies of the Fund.

Revenue recognition

Recognition of interest income and expense. Interest income from a financial asset is recognized when it is probable that the economic benefits will flow to the Fund and the amount of income can be measured reliably. Interest income and expense are recognized on an accrual basis using the effective interest method. The effective interest method is a method of calculating the amortized cost of a financial asset or a financial liability (or group of financial assets or financial liabilities) and of allocating the interest income or interest expense over the relevant period.

The effective interest rate is the rate that exactly discounts estimated future cash receipts (including all fees on points paid or received that form an integral part of the effective interest rate, transaction costs and other premiums or discounts) through the expected life of the debt instrument, or (where appropriate) a shorter period, to the net carrying amount on initial recognition.

Once a financial asset or a group of similar financial assets has been written down (partly written down) as a result of an impairment loss, interest income is thereafter recognized using the rate of interest used to discount the future cash flows for the purpose of measuring the impairment loss.

Interest earned on assets at fair value is classified within interest income.

Financial instruments. The Fund recognizes financial assets and liabilities in its statement of financial position when it becomes a party to the contractual obligations of the instrument. Regular way purchases and sales of financial assets and liabilities are recognized using settlement date accounting. Regular way purchases or sales are purchases or sales of financial assets that require delivery of assets within the time frame established by regulation or convention in the marketplace.

Joint Stock Company Unified Accumulative Pension Fund

Notes to the Financial Statement For the year ended 31 December 2017 (Continued) (in thousands of Kazakhstani Tenge)

Financial assets and financial liabilities are initially measured at fair value. Transaction costs that are directly attributable to the acquisition or issue of financial assets and financial liabilities (other than financial assets and financial liabilities at fair value through profit or loss) are added to or deducted from the fair value of the financial assets or financial liabilities, as appropriate, on initial recognition. Transaction costs directly attributable to the acquisition of financial assets or financial liabilities at fair value through profit or loss are recognized immediately in profit or loss.

Financial assets. Financial assets are classified into the following specified categories: financial assets 'at fair value through profit or loss' ("FVTPL"), 'held to maturity' ("HTM") investments, 'available-for-sale' ("AFS") financial assets and 'loans and receivables'. The classification depends on the nature and purpose of the financial assets and is determined at the time of initial recognition.

Financial assets at FVTPL. Financial assets are classified as at FVTPL when is (i) contingent consideration that may be paid by an acquirer as part of a business combination to which IFRS 3 applies, (ii) held for trading, or (iii) it is designated as at FVTPL.

A financial asset is classified as held for trading if:

- It has been acquired principally for the purpose of selling it in the near term; or
- On initial recognition it is part of a portfolio of identified financial instruments that the Fund manages together and has a recent actual pattern of short-term profit-taking; or
- It is a derivative that is not designated and effective as a hedging instrument.

A financial asset other than a financial asset held for trading or contingent consideration that may be paid by an acquirer as part of a business combination may be designated as at FVTPL upon initial recognition if:

- Such designation eliminates or significantly reduces a measurement or recognition inconsistency that would otherwise arise; or
- The financial asset forms part of a group of financial assets or financial liabilities or both, which is managed and its performance is evaluated on a fair value basis, in accordance with the Fund's documented risk management or investment strategy, and information about the grouping is provided internally on that basis; or
- It forms part of a contract containing one or more embedded derivatives, and IAS 39 *Financial Instruments: Recognition and Measurement* permits the entire combined contract (asset or liability) to be designated as at FVTPL.

Financial assets at FVTPL are stated at fair value, with any gains or losses arising on remeasurement recognised in profit or loss. The net gain or loss recognised in profit or loss incorporates any dividend and interest earned on the financial asset and is included in the 'other gains and losses' and 'interest income' line item, respectively, in the statement of profit or loss and other comprehensive income. Fair value is determined in the manner described in Note 26.

Held to maturity investments. Held to maturity investments are non-derivative financial assets with fixed or determinable payments and fixed maturity dates that the Fund has the positive intent and ability to hold to maturity. Held to maturity investments are measured at amortised cost using the effective interest method less any impairment.

If the Fund were to sell or reclassify more than an insignificant amount of held to maturity investments before maturity (other than in certain specific circumstances), the entire category would be tainted and would have to be reclassified as available-for-sale. Furthermore, the Fund would be prohibited from classifying any financial asset as held to maturity during the current financial year and following two financial years.

Available-for-sale financial assets. Available-for-sale financial assets are non-derivatives that are either designated as available-for-sale or are not classified as (a) loans and receivables, (2) held to maturity investments or (c) financial assets at fair value through profit or loss.

Joint Stock Company Unified Accumulative Pension Fund

Notes to the Financial Statement For the year ended 31 December 2017 (Continued) (in thousands of Kazakhstani Tenge)

Listed shares and listed redeemable notes held by the Fund that are traded in an active market are classified as AFS and are stated at fair value. The Fund also has investments in unlisted shares that are not traded in an active market but that are also classified as AFS financial assets and stated at fair value (because the Fund management considers that fair value can be reliably measured). Fair value is determined in the manner described (see Note 26). Gains and losses arising from changes in fair value are recognised in other comprehensive income and accumulated in the investments revaluation reserve, with the exception of other-than-temporary impairment losses, interest calculated using the effective interest method, dividend income and foreign exchange gains and losses on monetary assets, which are recognised in profit or loss. Where the investment is disposed of or is determined to be impaired, the cumulative gain or loss previously accumulated in the investments revaluation reserve is reclassified to profit or loss.

The fair value of AFS monetary assets denominated in a foreign currency is determined in that foreign currency and translated at the spot rate at the end of the reporting period. The foreign exchange gains and losses that are recognised in profit or loss are determined based on the amortised cost of the monetary asset. Other foreign exchange gains and losses are recognised in other comprehensive income.

AFS equity investments that do not have a quoted market price in an active market and whose fair value cannot be reliably measured are measured at cost less any identified impairment losses at the end of each reporting period.

Receivables. Trade and other receivables that have fixed or determinable payments that are not quoted in an active market, including balances with the NBRK, due from banks and other financial assets) are classified as 'receivables'. Receivables are measured at amortised cost using the effective interest method, less any impairment. Interest income is recognised by applying the effective interest rate, except for short-term receivables when the recognition of interest would be immaterial.

Impairment of financial assets. Financial assets, other than those at FVTPL, are assessed for indicators of impairment at the end of each reporting period. Financial assets are considered to be impaired when there is objective evidence that, as a result of one or more events that occurred after the initial recognition of the financial asset, the estimated future cash flows of the investment have been affected.

For listed and unlisted equity investments classified as AFS, a significant or prolonged decline in the fair value of the security below its cost is considered to be objective evidence of impairment.

For all other financial assets, objective evidence of impairment could include:

- Significant financial difficulty of the issuer or counterparty; or
- Breach of contract, such as default or delinquency in interest or principal payments; or
- Default or delinquency in interest or principal payments; or
- It becoming probable that the borrower will enter bankruptcy or financial re-organization; or
- Disappearance of an active market for that financial asset because of financial difficulties.

For certain categories of financial asset, such as loans and receivables, assets that are assessed not to be impaired individually are, in addition, assessed for impairment on a collective basis. Objective evidence of impairment for a portfolio of loans and receivables could include the Fund's past experience of collecting payments, an increase in the number of delayed payments in the portfolio, as well as observable changes in national or local economic conditions that correlate with default on receivables.

For financial assets carried at amortised cost, the amount of the impairment loss recognised is the difference between the asset's carrying amount and the present value of estimated future cash flows, discounted at the financial asset's original effective interest rate.

For financial assets carried at cost, the amount of the impairment loss is measured as the difference between the asset's carrying amount and the present value of the estimated future cash flows discounted at the current market rate of return for a similar financial asset. Such impairment loss will not be reversed in subsequent periods.

Joint Stock Company Unified Accumulative Pension Fund

Notes to the Financial Statement For the year ended 31 December 2017 (Continued) (in thousands of Kazakhstani Tenge)

The carrying amount of the financial asset is reduced by the impairment loss for all financial assets through the use of an allowance account. When financial assets are considered uncollectible, they are written off against the allowance account. Subsequent recoveries of amounts previously written off are credited against the allowance account. Changes in the carrying amount of the allowance account are recognised in profit or loss.

When an AFS financial asset is considered to be impaired, cumulative gains or losses previously recognised in other comprehensive income are reclassified to profit or loss in the period.

For financial assets measured at amortized cost, if, in a subsequent period, the amount of the impairment loss decreases and the decrease can be related objectively to an event occurring after the impairment was recognized, the previously recognized impairment loss is reversed through profit or loss to the extent that the carrying amount of the investment at the date the impairment is reversed does not exceed what the amortized cost would have been had the impairment not been recognized.

In respect of AFS equity securities, impairment losses previously recognized in profit or loss are not reversed through profit or loss. Any increase in fair value subsequent to an impairment loss is recognized in other comprehensive income and accumulated under the heading of investments revaluation reserve.

In respect of AFS debt securities, impairment losses are subsequently reversed through profit or loss if an increase in the fair value of the investment can be objectively related to an event occurring after the recognition of the impairment loss.

Derecognition of financial assets. The Fund derecognizes a financial asset only when the contractual rights to the cash flows from the asset expire, or when it transfers the financial asset and substantially all the risks and rewards of ownership of the asset to another party. If the Fund neither transfers nor retains substantially all the risks and rewards of ownership and continues to control the transferred asset, the Fund recognizes its retained interest in the asset and an associated liability for amounts it may have to pay. If the Fund retains substantially all the risks and rewards of ownership of a transferred financial asset, the Fund continues to recognise the financial asset and also recognises a collateralised borrowing for the proceeds received.

On derecognition of a financial asset in its entirety, the difference between the asset's carrying amount and the sum of the consideration received and receivable and the cumulative gain or loss that had been recognized in other comprehensive income and accumulated in equity is recognized in profit or loss.

On derecognition of a financial asset other than in its entirety (e.g. when the Fund retains an option to repurchase part of a transferred asset), the Fund allocates the previous carrying amount of the financial asset between the part it continues to recognize under continuing involvement, and the part it no longer recognises on the basis of the relative fair values of those parts on the date of the transfer. The difference between the carrying amount allocated to the part that is no longer recognised and the sum of the consideration received for the part no longer recognised and any cumulative gain or loss allocated to it that had been recognised in other comprehensive income is recognized in profit or loss. A cumulative gain or loss that had been recognised in other comprehensive income is allocated between the part that continues to be recognised and the part that is no longer recognised on the basis of the relative fair values of those parts.

Financial liabilities

Other financial liabilities. Other financial liabilities are initially measured at fair value, net of transaction costs.

Other financial liabilities are subsequently measured at amortised cost.

Joint Stock Company Unified Accumulative Pension Fund

Notes to the Financial Statement For the year ended 31 December 2017 (Continued) (in thousands of Kazakhstani Tenge)

Derecognition of financial liabilities. The Fund derecognises financial liabilities when, and only when, the Fund's obligations are discharged, cancelled or have expired. Where an existing financial liability is replaced by another from the same lender on substantially different terms, or the terms of an existing liability are substantially modified, such an exchange or modification is treated as a derecognition of the original liability and the recognition of a new liability. The difference between the carrying amount of the financial liability derecognized and the consideration paid and payable is recognized in profit and loss.

Leases. Leases are classified as finance leases whenever the terms of the lease transfer substantially all the risks and rewards of ownership to the lessee. All other leases are classified as operating leases.

The Fund as lessee. Operating lease payments are recognised as an expense on a straight-line basis over the lease term, except where another systematic basis is more representative of the time pattern in which economic benefits from the leased asset are consumed. Contingent rentals arising under operating leases are recognised as an expense in the period in which they are incurred.

Cash and cash equivalents. Cash and cash equivalents consist of cash on hand, unrestricted balances on corresponded and term deposits with the National Bank of the Republic of Kazakhstan with original maturity of less or equal to 93 days and amounts due from credit institutions with original maturity of less or equal to 93 days and are free from contractual encumbrances.

Property and equipment. Buildings and vehicles held for use in the production or supply of goods or services, or for administrative purposes, are stated in the statement of financial position at their revalued amounts, being the fair value at the date of revaluation, less any subsequent accumulated depreciation and subsequent accumulated impairment losses. Revaluations are performed with sufficient regularity such that the carrying amounts do not differ materially from those that would be determined using fair values at the end of each reporting period.

Any revaluation increase arising on the revaluation of such buildings and vehicles is recognised in other comprehensive income and accumulated in equity, except to the extent that it reverses a revaluation decrease for the same asset previously recognised in profit or loss, in which case the increase is credited to profit or loss to the extent of the decrease previously expensed. A decrease in the carrying amount arising on the revaluation of such land and buildings is recognised in profit or loss to the extent that it exceeds the balance, if any, held in the properties revaluation reserve relating to a previous revaluation of that asset.

Depreciation on revalued buildings and vehicles is recognised in profit or loss. On the subsequent sale or retirement of a revalued property, the attributable revaluation surplus remaining in the properties revaluation reserve is transferred directly to retained earnings.

Freehold land is not depreciated.

Fixtures and equipment are stated at cost less accumulated depreciation and accumulated impairment losses.

Depreciation is recognised so as to write off the cost or valuation of assets less their residual values over their useful lives, using the straight-line method. The estimated useful lives, residual values and depreciation method are reviewed at the end of each reporting period, with the effect of any changes in estimate accounted for on a prospective basis at the following annual rates:

Buildings and other real estate	2.5%
Furniture and computer equipment	14.3-33.3%
Other fixed assets	4.0-100.0%
Intangible assets	10%-100.0%

Joint Stock Company Unified Accumulative Pension Fund

Notes to the Financial Statement For the year ended 31 December 2017 (Continued) (in thousands of Kazakhstani Tenge)

An item of property and equipment is derecognised upon disposal or when no future economic benefits are expected to arise from the continued use of the asset. Any gain or loss arising on the disposal or retirement of an item of property and equipment is determined as the difference between the sales proceeds and the carrying amount of the asset and is recognised in profit or loss.

Intangible assets

Intangible assets acquired separately. Intangible assets with finite useful lives that are acquired separately are carried at cost less accumulated amortisation and accumulated impairment losses. Amortisation is recognised on a straight-line basis over their estimated useful lives. The estimated useful life and amortisation method are reviewed at the end of each reporting period, with the effect of any changes in estimate being accounted for on a prospective basis. Intangible assets with indefinite useful lives that are acquired separately are carried at cost less accumulated impairment losses.

Internally-generated intangible assets. Intangible assets created by own forces - research and development work. Expenditure on research activities is recognized as an expense in the period in which it is incurred.

An internally-generated intangible asset arising from development (or from the development phase of an internal project) is recognised if, and only if, all of the following have been demonstrated:

- The technical feasibility of completing the intangible asset so that it will be available for use or sale;
- The intention to complete the intangible asset and use or sell it;
- The ability to use or sell the intangible asset;
- How the intangible asset will generate probable future economic benefits;
- The availability of adequate technical, financial and other resources to complete the development and to use or sell the intangible asset; and
- The ability to measure reliably the expenditure attributable to the intangible asset during its development.

The amount initially recognised for internally-generated intangible assets is the sum of the expenditure incurred from the date when the intangible asset first meets the recognition criteria listed above. Where no internally-generated intangible asset can be recognised, development expenditure is recognised in profit or loss in the period in which it is incurred.

Subsequent to initial recognition, internally-generated intangible assets are reported at cost less accumulated amortisation and accumulated impairment losses, on the same basis as intangible assets that are acquired separately.

Derecognition of intangible assets. An intangible asset is derecognised on disposal, or when no future economic benefits are expected from use or disposal. Gains or losses arising from derecognition of an intangible asset, measured as the difference between the net disposal proceeds and the carrying amount of the asset, are recognised in profit or loss when the asset is derecognised.

Impairment of tangible and intangible assets other than goodwill. At the end of each reporting period, the Fund reviews the carrying amounts of its tangible and intangible assets to determine whether there is any indication that those assets have suffered an impairment loss. If any such indication exists, the recoverable amount of the asset is estimated in order to determine the extent of the impairment loss (if any). When it is not possible to estimate the recoverable amount of an individual asset, the Fund estimates the recoverable amount of the cash-generating unit to which the asset belongs. When a reasonable and consistent basis of allocation can be identified, corporate assets are also allocated to individual cash-generating units, or otherwise they are allocated to the smallest group of cash-generating units for which a reasonable and consistent allocation basis can be identified.

Joint Stock Company Unified Accumulative Pension Fund

Notes to the Financial Statement For the year ended 31 December 2017 (Continued) (in thousands of Kazakhstani Tenge)

Investment property. Investment property is property held to earn rentals and/or for capital appreciation (including property under construction for such purposes). Investment property is measured initially at cost, including transaction costs. Subsequent to initial recognition, investment properties are measured at fair value. Gains and losses arising from changes in the fair value of investment properties are included in profit or loss in the period in which they arise.

An investment property is derecognised upon disposal or when the investment property is permanently withdrawn from use and no future economic benefits are expected from the disposal. Any gain or loss arising on derecognition of the property (calculated as the difference between the net disposal proceeds and the carrying amount of the asset) is included in profit or loss in the period in which the property is derecognised.

Taxation. Income tax expense represents the sum of the tax currently payable and deferred tax.

Current tax. The tax currently payable is based on taxable profit for the year. Taxable profit before tax as reported in the statement of profit or loss and other comprehensive income because of items of income or expense that are taxable or deductible in other years and items that are never taxable or deductible. The Fund's current tax is calculated using tax rates that have been enacted or substantively enacted by the end of the reporting period.

Deferred tax. Deferred tax is recognised on temporary differences between the carrying amounts of assets and liabilities in the financial statements and the corresponding tax bases used in the computation of taxable profit. Deferred tax liabilities are generally recognised for all taxable temporary differences. Deferred tax assets are generally recognised for all deductible temporary differences to the extent that it is probable that taxable profits will be available against which those deductible temporary differences can be utilised. Such deferred tax assets and liabilities are not recognised if the temporary difference arises from the initial recognition (other than in a business combination) of assets and liabilities in a transaction that affects neither the taxable profit nor the accounting profit. In addition, deferred tax liabilities are not recognised if the temporary difference arises from the initial recognition of goodwill.

The carrying amount of deferred tax assets is reviewed at the end of each reporting period and reduced to the extent that it is no longer probable that sufficient taxable profits will be available to allow all or part of the asset to be recovered.

Deferred tax liabilities and assets are measured at the tax rates that are expected to apply in the period in which the liability is settled or the asset realised, based on tax rates (and tax laws) that have been enacted or substantively enacted by the end of the reporting period.

The measurement of deferred tax liabilities and assets reflects the tax consequences that would follow from the manner in which the Fund expects, at the end of the reporting period, to recover or settle the carrying amount of its assets and liabilities.

Current and deferred tax for the year. Current and deferred tax are recognised in profit or loss, except when they relate to items that are recognised in other comprehensive income or directly in equity, in which case, the current and deferred tax are also recognised in other comprehensive income or directly in equity respectively.

Operating taxes. The Republic of Kazakhstan, where the Fund operates also have various taxes, other than income tax, which are applied to the Fund's activities. These taxes are included as a component of operating expenses in the statement of profit or loss and other comprehensive income.

Provisions. Provisions are recognised when the Fund has a present obligation (legal or constructive) as a result of a past event, it is probable that the Fund will be required to settle the obligation, and a reliable estimate can be made of the amount of the obligation.

Joint Stock Company Unified Accumulative Pension Fund

Notes to the Financial Statement For the year ended 31 December 2017 (Continued) (in thousands of Kazakhstani Tenge)

The amount recognised as a provision is the best estimate of the consideration required to settle the present obligation at the end of the reporting period, taking into account the risks and uncertainties surrounding the obligation. When a provision is measured using the cash flows estimated to settle the present obligation, its carrying amount is the present value of those cash flows (when the effect of the time value of money is material).

When some or all of the economic benefits required to settle a provision are expected to be recovered from a third party, a receivable is recognised as an asset if it is virtually certain that reimbursement will be received and the amount of the receivable can be measured reliably.

Foreign currencies. In preparing the financial statements of the Fund, transactions in currencies other than the Fund's functional currency (foreign currencies) are recognised at the rates of exchange prevailing at the dates of the transactions. At the end of each reporting period, monetary items denominated in foreign currencies are retranslated at the rates prevailing at that date. Non-monetary items carried at fair value that are denominated in foreign currencies are retranslated at the rates prevailing at the date when the fair value was determined. Non-monetary items that are measured in terms of historical cost in a foreign currency are not retranslated.

Exchange differences on monetary items are recognised in profit or loss in the period in which they arise.

The exchange rates used by the Fund in the preparation of the financial statements as at year-end are as follows:

	31 December 2017	31 December 2016
KZT/1 US Dollar	332.33	333.29
KZT/1 Euro	398.23	352.42
KZT/1 RUR	5.77	5.43

Equity reserves. The reserves recorded in equity on the Fund's statement of financial position includes:

- revaluation reserve for available-for-sale financial assets which comprises changes in fair value of available-for-sale financial assets;
- revaluation reserve for property and equipment

3. Critical accounting judgements and key sources of estimation uncertainty

In the application of the Fund's accounting policies the Fund management is required to make judgements, estimates and assumptions about the carrying amounts of assets and liabilities that are not readily apparent from other sources. The estimates and associated assumptions are based on historical experience and other factors that are considered to be relevant. Actual results may differ from these estimates.

The estimates and underlying assumptions are reviewed on an ongoing basis. Revisions to accounting estimates are recognised in the period in which the estimate is revised if the revision affects only that period, or in the period of the revision and future periods if the revision affects both current and future periods.

Key sources of estimation uncertainty. The following are the key assumptions concerning the future, and other key sources of estimation uncertainty at the end of the reporting period, that have a significant risk of causing a material adjustment to the carrying amounts of assets and liabilities within the next financial year.

Joint Stock Company Unified Accumulative Pension Fund

Notes to the Financial Statement For the year ended 31 December 2017 (Continued) (in thousands of Kazakhstani Tenge)

Valuation of financial instruments. As described (see Note 26), the Fund uses valuation techniques that include inputs that are not based on observable market data to estimate the fair value of certain types of financial instruments.

Useful lives of property, plant and equipment. As described above, the Fund reviews the estimated useful lives of property and equipment at the end of each annual reporting period.

Recoverability of deferred tax assets. The management of the Fund is confident that no valuation allowance against deferred tax assets at the reporting date is considered necessary, because it is more likely than the deferred tax asset will be fully realized. The carrying value of deferred tax assets amounted to KZT 2,222,535 thousand and KZT 1,103,862 thousand as at 31 December 2017 and 2016, respectively.

Impairment of financial assets. The Fund regularly reviews its financial assets to assess for impairment. The Fund's financial assets impairment provisions are established to recognize incurred impairment losses in its portfolio of financial assets. The Fund considers accounting estimates related to allowance for impairment of financial assets a key source of estimation uncertainty because (a) they are highly susceptible to change from period to period as the assumptions about future default rates and valuation of potential losses relating to impaired financial assets are based on recent performance experience, and (b) any significant difference between the Fund's estimated losses and actual losses would require the Fund to record provisions which could have a material impact on its financial statements in future periods.

The allowances for impairment of financial assets in the financial statements have been determined on the basis of existing economic and political conditions. The Fund is not in a position to predict what changes in conditions will take place in the Republic of Kazakhstan and what effect such changes might have on the adequacy of the allowances for impairment of financial assets in future periods.

4. Application of new and revised International Financial Reporting Standards (IFRSs)

4.1. Amendments to IFRSs affecting amounts reported in the financial statements

In the current year, the following new and revised Standards and Interpretations have been adopted and have affected the amounts reported in these financial statements:

- Amendments to IAS 7 *Disclosure Initiative*;
- Amendments to IAS 12 *Recognition of Deferred Tax Assets for Unrealised Losses*;
- Annual Improvements to IFRSs 2014-2016 Cycle – amendments to IFRS 12.

Amendments to IAS 7 *Disclosure Initiative*

The Fund has applied these amendments for the first time in the current year. The amendments require an entity to provide disclosures that enable users of financial statements to evaluate changes in liabilities arising from financing activities, including both cash and non-cash changes.

The applications of these amendments did not affect the Fund's financial statements, as there were no liabilities as a result of the financing activity for the years ending 31 December 2017.

Amendments to IAS 12 *Recognition of Deferred Tax Assets for Unrealised Losses*

The Fund has applied these amendments for the first time in the current year. The amendments clarify how an entity should evaluate whether there will be sufficient future taxable profits against which it can utilise a deductible temporary difference.

The application of these amendments has had no impact on the Fund's financial statements as the Fund already assesses the sufficiency of future taxable profits in a way that is consistent with these amendments.

Joint Stock Company Unified Accumulative Pension Fund

Notes to the Financial Statement For the year ended 31 December 2017 (Continued) (in thousands of Kazakhstani Tenge)

Annual Improvements to IFRSs - 2014-2016 Cycle

The Fund has applied the amendments to IFRS 12 included in the Annual Improvements to IFRSs 2014-2016 Cycle for the first time in the current year. The other amendments included in this package are not yet mandatorily effective and they have not been early adopted by the Fund (see the list of new and revised IFRSs in issue but not yet effective below).

IFRS 12 states that an entity need not provide summarised financial information for interests in subsidiaries, associates or joint ventures that are classified (or included in a disposal group that is classified) as held for sale. The amendments clarify that this is the only concession from the disclosure requirements of IFRS 12 for such interests.

The application of these amendments has had no effect on the Fund's financial statements.

4.2. New and revised IFRSs in issue but not yet effective.

The Fund has not applied the following new and revised IFRSs that have been issued but are not yet effective:

- IFRS 9 Financial Instruments¹;
- IFRS 15 Revenue from Contracts with Customers (and the related Clarifications)¹;
- IFRS 16 Leases²;
- IFRIC 22 Foreign Currency Transactions and Advance Consideration¹;
- IFRIC 23 Uncertainty Over Income Tax Treatments²;
- Amendments to IAS 40 – Transfers of Investment Property¹;
- Annual Improvements to IFRSs 2014-2016 Cycle¹.

¹ Effective for annual periods beginning on or after 1 January 2018, with earlier application permitted.

² Effective for annual periods beginning on or after 1 January 2019, with earlier application permitted.

IFRS 9 Financial Instruments.

IFRS 9 issued in November 2009 introduced new requirements for the classification and measurement of financial assets. IFRS 9 was subsequently amended in October 2010 to include requirements for the classification and measurement of financial liabilities and for derecognition, and in November 2013 to include the new requirements for general hedge accounting. Another revised version of IFRS 9 was issued in July 2014 mainly to include a) impairment requirements for financial assets and b) limited amendments to the classification and measurement requirements by introducing a 'fair value through other comprehensive income' ("FVTOCI") measurement category for certain simple debt instruments.

The key requirements of IFRS 9 are:

- **Classification and measurement of financial assets.** All recognised financial assets that are within the scope of IFRS 9 are required to be subsequently measured at amortised cost or fair value. Specifically, debt investments that are held within a business model whose objective is to collect the contractual cash flows, and that have contractual cash flows that are solely payments of principal and interest on the principal outstanding are generally measured at amortised cost at the end of subsequent accounting periods. Debt instruments that are held within a business model whose objective is achieved both by collecting contractual cash flows and selling financial assets, and that have contractual terms that give rise on specified dates to cash flows that are solely payments of principal and interest on the principal amount outstanding, are generally measured at FVTOCI. All other debt investments and equity investments are measured at their fair value at the end of subsequent accounting periods. In addition, under IFRS 9, entities may make an irrevocable election to present subsequent changes in the fair value of an equity investment (that is not held for trading nor contingent consideration recognised by an acquirer in a business combination) in other comprehensive income, with only dividend income generally recognised in profit or loss.

Joint Stock Company Unified Accumulative Pension Fund

Notes to the Financial Statement For the year ended 31 December 2017 (Continued) (in thousands of Kazakhstani Tenge)

- **Classification and measurement of financial liabilities.** With regard to the measurement of financial liabilities designated as at fair value through profit or loss, IFRS 9 requires that the amount of change in the fair value of a financial liability that is attributable to changes in the credit risk of that liability is presented in other comprehensive income, unless the recognition of such changes in other comprehensive income would create or enlarge an accounting mismatch in profit or loss. Changes in fair value attributable to a financial liability's credit risk are not subsequently reclassified to profit or loss. Under IAS 39, the entire amount of the change in the fair value of the financial liability designated as fair value through profit or loss is presented in profit or loss.
- **Impairment.** In relation to the impairment of financial assets, IFRS 9 requires an expected credit loss model, as opposed to an incurred credit loss model under IAS 39. The expected credit loss model requires an entity to account for expected credit losses and changes in those expected credit losses at each reporting date to reflect changes in credit risk since initial recognition. In other words, it is no longer necessary for a credit event to have occurred before credit losses are recognised.
- **Hedge accounting.** The new general hedge accounting requirements retain the three types of hedge accounting mechanisms currently available in IAS 39. Under IFRS 9, greater flexibility has been introduced to the types of transactions eligible for hedge accounting, specifically broadening the types of instruments that qualify for hedging instruments and the types of risk components of non-financial items that are eligible for hedge accounting. In addition, the effectiveness test has been overhauled and replaced with the principle of an 'economic relationship'. Retrospective assessment of hedge effectiveness is also no longer required. Enhanced disclosure requirements about an entity's risk management activities have also been introduced.

Based on an analysis of the Fund's financial assets and financial liabilities as at 31 December 2017 on the basis of the facts and circumstances that exist at that date, the management of the Fund has assessed the impact of IFRS 9 to the Fund's financial statements as follows:

Classification and measurement

- Corporate bonds classified as available-for-sale financial assets are measured at fair value as disclosed in Note 13: such instruments are retained within the framework of a business model whose purpose is achieved both by obtaining contractual cash flows and by selling bonds in the open market, while the contractual terms provide for the receipt of cash flows at certain dates, which are solely repayment of principal and interest on unpaid part of the principal amount of the debt. Accordingly, corporate bonds will be accounted for after initial recognition as FVTOCI in accordance with IFRS 9, with the gains or losses accumulated in the investment revaluation reserve reclassified to profit or loss upon termination of the recognition or reclassification of the bonds;
- Unlisted shares classified as available-for-sale financial assets, as disclosed in Note 13: it is possible to classify at its own discretion as an instrument of FVTOCI in accordance with IFRS 9; however, unlike the current accounting model, the gains or losses from changes in fair value accumulated in the investment revaluation reserve will not subsequently be reclassified to profit or loss. This will affect the amounts recognised in profit or loss and other comprehensive income of the Fund, but will not affect the aggregate income;
- All other financial assets and financial liabilities will be reported in accordance with IFRS 9 as well as in accordance with IAS 39.

Impairment

Impairment requirements IFRS 9 will be applied to financial assets carried at amortized cost, corporate bonds that will be accounted for as IFRS 9 in accordance with IFRS 9 (Note 13).

The Fund plans to apply a simplified approach, which includes recognizing the expected credit losses for both the 12-month period and the entire maturity period for financial assets that are subject to impairment under IFRS 9.

Joint Stock Company Unified Accumulative Pension Fund

Notes to the Financial Statement For the year ended 31 December 2017 (Continued) (in thousands of Kazakhstani Tenge)

Management expects that the application of the model of expected credit losses in accordance with IFRS 9 will result in earlier recognition of credit losses and possibly increase the amount of impairment recorded in respect of these items. Currently, management is preparing the relevant internal documents, namely, the Fund's depreciation/provisioning methodology in accordance with IFRS 9, the algorithm for calculating expected credit losses, testing for the possible impact of the new impairment model on the financial statements of the Fund.

IFRS 15 Revenue from Contracts with Customers.

IFRS 15 establishes a single comprehensive model for entities to use in accounting for revenue arising from contracts with customers. IFRS 15 will supersede the current revenue recognition guidance including IAS 18 Revenue, IAS 11 Construction Contracts and the related Interpretations when it becomes effective.

The core principle of IFRS 15 is that an entity should recognise revenue to depict the transfer of promised goods or services to customers in an amount that reflects the consideration to which the entity expects to be entitled in exchange for those goods or services. Specifically, the Standard introduces a 5-step approach to revenue recognition:

- Identify the contract with the customer;
- Identify the performance obligations in the contract;
- Determine the transaction price;
- Allocate the transaction price to the performance obligations in the contracts;
- Recognise revenue when (or as) the entity satisfies a performance obligation.

Under IFRS 15, an entity recognises revenue when or as a performance obligation is satisfied, i.e. when 'control' of the goods or services underlying the particular performance obligation is transferred to the customer. Far more prescriptive guidance has been added in IFRS 15 to deal with specific scenarios. Furthermore, extensive disclosures are required by IFRS 15.

In April 2016, the IASB issued Clarifications to IFRS 15 in relation to the identification of performance obligations, principal versus agent considerations, as well as licensing application guidance.

At present, the management of the Fund continues to assess the full impact of the application IFRS 15 on the financial statements of the Fund, therefore, it is not possible to give a reasonable quantitative assessment of the impact of the transition to the new standard before the completion of the detailed management review. The management does not intend to apply the standard ahead of schedule and plans to use a fully retrospective transition method with the initial application of the standard.

IFRS 16 Leases.

IFRS 16 introduces a comprehensive model for the identification of lease arrangements and accounting treatments for both lessors and lessees. IFRS 16 will supersede the current lease guidance including IAS 17 Leases and the related interpretations when it becomes effective.

IFRS 16 distinguishes leases and service contracts on the basis of whether an identified asset is controlled by a customer. Distinctions of operating leases (off balance sheet) and finance leases (on balance sheet) are removed for lessee accounting, and is replaced by a model where a right-of-use asset and a corresponding liability have to be recognised for all leases by lessees (i.e. all on balance sheet) except for short-term leases and leases of low value assets.

The right-of-use asset is initially measured at cost and subsequently measured at cost (subject to certain exceptions) less accumulated depreciation and impairment losses, adjusted for any remeasurement of the lease liability. The lease liability is initially measured at the present value of the lease payments that are not paid at that date. Subsequently, the lease liability is adjusted for interest and lease payments, as well as the impact of lease modifications, amongst others. Furthermore, the classification of cash flows will also be affected as operating lease payments under IAS 17 are presented as operating cash flows; whereas under the IFRS 16 model, the lease payments will be split into a principal and an interest portion which will be presented as financing and operating cash flows respectively.

Joint Stock Company Unified Accumulative Pension Fund

Notes to the Financial Statement For the year ended 31 December 2017 (Continued) (in thousands of Kazakhstani Tenge)

In contrast to lessee accounting, IFRS 16 substantially carries forward the lessor accounting requirements in IAS 17, and continues to require a lessor to classify a lease either as an operating lease or a finance lease.

Furthermore, extensive disclosures are required by IFRS 16.

The management of the Fund does not anticipate that the application of IFRS 16 will have a significant impact on the amounts recognised in the Fund's financial statements.

IFRIC 22 Foreign Currency Transactions and Advance Consideration.

IFRIC 22 addresses how to determine the 'date of transaction' for the purpose of determining the exchange rate to use on initial recognition of an asset, expense or income, when consideration for that item has been paid or received in advance in a foreign currency which resulted in the recognition of a non-monetary asset or non-monetary liability (e.g. a non-refundable deposit or deferred revenue).

The Interpretation specifies that the date of transaction is the date on which the entity initially recognizes the non-monetary asset or non-monetary liability arising from the payment or receipt of advance consideration. If there are multiple payments or receipts in advance, the Interpretation requires an entity to determine the date of transaction for each payment or receipt of advance consideration.

The Interpretation is effective for annual periods beginning on or after 1 January 2018 with earlier application permitted. Entities can apply the Interpretation either retrospectively or prospectively. Specific transition provisions apply to prospective application.

The management of the Fund does not anticipate that the application of this IFRIC will have a material impact on the Fund's financial statements as the Fund currently uses the approach prescribed in IFRIC 22.

IFRIC 23 Uncertainty over Income Tax Treatments.

IFRIC 23 sets out how to determine the accounting tax position when there is uncertainty over income tax treatments. The Interpretation requires an entity to:

- determine whether uncertain tax positions are assessed separately or as a group; and
- assess whether it is probable that a tax authority will accept an uncertain tax treatment used, or proposed to be used, by an entity in its income tax filings:
 - If yes, the entity should determine its accounting tax position consistently with the tax treatment used or planned to be used in its income tax filings.
 - If no, the entity should reflect the effect of uncertainty in determining its accounting tax position.

The Interpretation is effective for annual periods beginning on or after 1 January 2019 with earlier application permitted. Entities can apply the Interpretation either fully retrospectively (if it is possible without the use of hindsight) or to apply modified retrospective approach without restatement of comparatives.

The management of the Fund does not anticipate that the application of this IFRIC will have a material impact on the Fund's financial statements as the Fund currently uses the approach to recognition of uncertain tax position, which is consistent with IFRIC 23.

Amendments to IAS 40 Transfers of Investment Property.

The amendments clarify that a transfer to, or from, investment property necessitates an assessment of whether a property meets, or has ceased to meet, the definition of investment property, supported by observable evidence that a change in use has occurred. The amendments further clarify that situations other than the ones listed in IAS 40 may evidence a change in use, and that a change in use is possible for properties under construction (i.e. a change in use is not limited to completed properties).

Joint Stock Company Unified Accumulative Pension Fund

Notes to the Financial Statement For the year ended 31 December 2017 (Continued) (in thousands of Kazakhstani Tenge)

The amendments are effective for annual periods beginning on or after 1 January 2018 with earlier application permitted. Entities can apply the amendments either retrospectively (if this is possible without the use of hindsight) or prospectively. Specific transition provisions apply.

The management of the Fund anticipates that the application of these amendments may have an impact on the Fund's financial statements in future periods should there be a change in use of any of its properties.

Annual Improvements to IFRSs 2014-2016 Cycle

The Annual Improvements include amendments to IFRS 1 which is not yet mandatorily effective for the Fund. The package also includes amendments to IFRS 12 which is mandatorily effective for the Fund in the current year – see the details of application in section Amendments to IFRSs affecting amounts reported in the financial statements.

The amendments to IFRS 1 are effective for annual periods beginning on or after 1 January 2018.

The management of the Fund does not anticipate that the application of the amendments in the future will have any impact on the Fund's financial statements.

5. Restatements

In 2017, the Fund's Management determined the need to adjust deferred tax assets in the financial statements for the year ended 31 December 2016.

As at 31 December 2016, the Fund recognised the deferred tax assets for reserves on losses recognised on deposits held in Deltabank JSC and Kazinvestbank JSC.

The Fund does not expect a recovery of those reserves, as such they do not represent deductible temporary difference and an associated deferred tax assets should be corrected as at 31 December 2016.

In accordance with IAS 8 *Accounting Policies, Changes in Accounting Estimates and Errors*, the financial statements as at and for the year ended 31 December 2016 have been restated as detailed in the following table:

Statement of financial position	As previously reported as at 31 December 2016	Adjustment	As restated as at 31 December 2016
Deferred tax assets	4,255,512	(3,151,650)	1,103,862
Retained earnings	66,600,061	(3,151,650)	63,448,411

Statement of profit or loss and other comprehensive income	As previously reported for the year ended 31 December 2016	Adjustment	As restated for the year ended 31 December 2016
Income tax expense	(4,824,016)	(3,151,650)	(7,975,666)

Statement of changes in equity	As previously reported for the year ended 31 December 2016	Adjustment	As restated for the year ended 31 December 2016
Profit for the year	21,027,092	(3,151,650)	17,875,442

Joint Stock Company Unified Accumulative Pension Fund

Notes to the Financial Statement
For the year ended 31 December 2017 (Continued)
(in thousands of Kazakhstani Tenge)

6. Commission income

	Year ended 31 December 2017	Year ended 31 December 2016
Commission from investment income on Plan assets	28,128,788	42,474,846
Commission on Plan assets	18,650,546	16,088,937
Total commission income	46,779,334	58,563,783

In 2017, the Fund received commission income on investment income from pension plan assets of 5.25% per annum (2016: 5.25% per annum). The calculation is performed on a monthly basis and for the calculation the Plan uses the value of the investment income from pension plan assets as at the first day of the month preceding the month for which the calculation and accrual of commission income is made.

In 2017, the Fund received commission income of 0.0225% per month on pension plan assets (2016: 0.0225% per month). The calculation is performed on a monthly basis and for the calculation the Plan uses the value of the pension plan assets as at the first day of the month preceding the month for which the calculation and accrual of commission income is made. In the calculation, the Plan uses the value of pension plan assets without accrual of investment income from pension plan assets estimated in accordance with the Valuation Rules.

Commission income rates on pension plan assets and on investment income from pension plan assets were determined in accordance with regulation #260 of the Management Board of the NBRK dated 28 October 2016.

7. Commission expense

	Year ended 31 December 2017	Year ended 31 December 2016
Fiduciary management of pension assets by the NBRK	14,258,442	3,610,367
Custody operations	1,949,239	2,227,716
Bank services	855,646	608,455
Other	95,367	90,012
Total commission expense	17,158,694	6,536,550

Joint Stock Company Unified Accumulative Pension Fund

Notes to the Financial Statement For the year ended 31 December 2017 (Continued) (in thousands of Kazakhstani Tenge)

In 2017, the Fund paid base commission income to the NBRK, which was differentiated based on the financial instrument portfolio group (from 0 to 0.06% per month), in accordance with Appendix 1 to the State Procurement Agreement for the Fiduciary Management of the Fund № 362NB dated 26 August 2013, and also charged a commission on success fee in the amount of 9,927,136 thousand tenge, calculated as 10% of the excess of investment income on pension assets of the Plan over the level of official inflation rate.

In 2016, the Fund paid the commission to the NBRK, calculated differentially, depending on the portfolio of financial instruments (from 0 to 0.06% of monthly), in accordance with Appendix 1 to the Contract on State Procurement of Trust Management Services of the Fund No. 362NB from 26 August 2013.

8. Interest income

	Year ended 31 December 2017	Year ended 31 December 2016
Interest income comprises:		
Financial assets recorded at amortized cost:		
- unimpaired financial assets	2,106,480	4,826,882
- impaired financial assets	-	858,640
Financial assets at fair value	3,811,174	1,833,530
Total interest income	5,917,654	7,519,052
Financial assets recorded at amortized cost comprises:		
Bank deposits	999,365	5,685,452
Amounts receivable under reverse repurchase agreement	212,116	-
Cash and deposits with the National Bank of the Republic of Kazakhstan	894,999	70
Total interest income on financial assets recorded at amortized cost	2,106,480	5,685,522
Financial assets at fair value comprises:		
Available-for-sale financial assets	3,811,174	1,833,530
Total available-for-sale financial assets	3,811,174	1,833,530
Net interest income before impairment losses on interest	5,917,654	7,519,052

9. Personnel expenses

	Year ended 31 December 2017	Year ended 31 December 2016
Employee compensation	7,552,107	8,278,296
Payroll related taxes	703,837	825,601
Total personnel expenses	8,255,944	9,103,897

Joint Stock Company Unified Accumulative Pension Fund

Notes to the Financial Statement
For the year ended 31 December 2017 (Continued)
(in thousands of Kazakhstani Tenge)

10. General administrative expenses

	Year ended 31 December 2017	Year ended 31 December 2016
Depreciation and amortisation	1,001,985	641,392
Operating lease expenses	862,702	1,026,763
Communications and information services	309,503	287,292
Post and information services for clients	267,811	327,392
Taxes other than income tax	214,136	3,396
Software support services	207,012	154,240
Advertising and marketing	195,123	263,753
Repairs and maintenance	111,445	54,032
Transportation	85,308	91,463
Travel expenses	73,550	122,446
Professional services	70,197	176,457
Insurance	55,780	75,611
Stationery	43,704	42,431
Security	42,948	35,145
Utilities	42,093	43,973
Bank services	33,897	33,344
Membership fees	27,949	28,192
Costs related to property, equipment and intangible assets	21,487	59,581
Fuel	2,166	3,142
Hospitality	1,837	3,092
Other	252,410	345,680
Total general administrative expenses	3,923,043	3,818,817

11. Income tax expense

The Fund calculates income tax for the current period on the basis of the tax accounting data that is carried out in accordance with the requirements of the tax legislation of the Republic of Kazakhstan in which the Fund operates, which may differ from IFRS.

Due to the fact that some types of the expenses are not taken into account for the tax purposes, and due to the availability of non-taxable income, the Fund has certain permanent tax differences.

The deferred tax reflects the net tax effect of temporary differences between the carrying amounts of assets and liabilities for financial reporting purposes and the amounts determined for the tax purposes. The temporary differences as at 31 December 2017 and 2016 are mainly related to different methods of income and expense recognition, as well as temporary differences arising from differences in the carrying value and tax value of certain assets.

	Year ended 31 December 2017	Year ended 31 December 2016 (restated)*
Current tax expense	(6,058,158)	(5,717,132)
Deferred taxation movement due to origination and reversal of temporary differences (restated)*	1,118,673	(2,258,534)
Total income tax expense (restated)*	(4,939,485)	(7,975,666)

*Restated as presented in Note 5

In 2017 the applicable tax rate for current and deferred tax is 20% (2016: 20%).

Joint Stock Company Unified Accumulative Pension Fund

Notes to the Financial Statement For the year ended 31 December 2017 (Continued) (in thousands of Kazakhstani Tenge)

Reconciliation of effective tax rate:

	Year ended 31 December 2017	Year ended 31 December 2016 (restated)*
Profit before income tax	23,178,911	25,851,108
Income tax at the applicable tax rate	(4,635,782)	(5,170,222)
Non-deductible expenses and reserves	(303,703)	(2,805,444)
Income tax expense	(4,939,485)	(7,975,666)

Deferred tax assets as at 31 December 2017 and 2016 are presented as follows:

	31 December 2017	31 December 2016 (restated)*
Commission payable to NBRK for fiduciary management	2,107,942	114,257
Other liabilities	181,892	49,442
Property, equipment and intangible asset	(66,747)	(104,698)
Accrued costs	(552)	(741)
Provision for impairment losses on securities	-	1,044,527
Other assets	-	1,075
Net deferred tax assets	2,222,535	1,103,862
	2017	2016 (restated)*
Deferred tax assets		
As at January 1	1,103,862	3,362,396
Change in deferred income tax balances recognized in profit or loss	1,118,673	(2,258,534)
As at 31 January	2,222,535	1,103,862

*Restated as presented in Note 5

12. Cash and deposits with the National Bank of the Republic of Kazakhstan

	31 December 2017	31 December 2016
Current accounts with banks	3,297,361	12,026,933
Term deposits with the NBRK	24,136,642	-
Total Cash and deposits with the National Bank of the Republic of Kazakhstan	27,434,003	12,026,933

None of cash and cash equivalents are impaired or past due as at 31 December 2017 and 2016.

As at 31 December 2017, cash and deposits with the National Bank of the Republic of Kazakhstan included accrued interest income in the amount of KZT 21,642 thousand (31 December 2016: KZT Nil).

Joint Stock Company Unified Accumulative Pension Fund

Notes to the Financial Statement For the year ended 31 December 2017 (Continued) (in thousands of Kazakhstani Tenge)

Cash and cash equivalents for the purpose of the statement of cash flows comprise the following:

	31 December 2017	31 December 2016
Current accounts with banks:		
Halyk Bank JSC	3,267,735	11,987,651
Kazkommertsbank JSC	20,065	23,294
Other banks	9,561	15,988
Total cash and cash equivalents	3,297,361	12,026,933

13. Available-for-sale financial assets

	31 December 2017	31 December 2016
Debt securities	64,781,029	24,073,703
Equity securities	2,464	2,695
	64,783,493	24,076,398
Less provision for impairment losses	(5,233,833)	(5,222,635)
Total available-for-sale financial assets	59,549,660	18,853,763

	31 December 2017	31 December 2016
Debt securities		
Government bonds		
Notes of NBRK	31,973,182	-
Bonds of the Ministry of Finance of the Republic of Kazakhstan	16,625,051	6,272,759
Total government bonds	48,598,233	6,272,759
Corporate bonds		
JSC Development Bank of Kazakhstan	6,046,041	-
LLP Buzgul Aurum	5,222,635	5,222,635
JSC KazTransGaz Aimak	4,206,922	4,615,072
Eurasian Development Bank	696,000	-
JSC Astana-Finance	11,198	11,198
JSC Bank RBK	-	3,139,759
JSC Eurasian bank	-	4,812,280
Total corporate bonds	16,182,796	17,800,944
Total debt securities before provision for impairment losses	64,781,029	24,073,703
Less provision for impairment loss	(5,233,833)	(5,222,635)
Total debt instruments	59,547,196	18,851,068
Equity securities		
Shares of JSC Kazakhstan Stock Exchange	2,464	2,695
Total equity securities	2,464	2,695
Total available-for-sale financial assets	59,549,660	18,853,763

As at 31 December 2017, financial assets available-for-sale included accrued interest income in the amount of KZT 616,263 thousand (31 December 2016: KZT 317,890 thousand).

As at 31 December 2017, the Fund has impaired available-for-sale financial assets – bonds of LLP Buzgul Aurum and JSC Astana-Finance.

Joint Stock Company Unified Accumulative Pension Fund

Notes to the Financial Statement For the year ended 31 December 2017 (Continued) (in thousands of Kazakhstani Tenge)

As at 31 December 2016, the Fund has impaired available-for-sale financial assets – bonds of LLP Buzgul Aurum.

The analysis of changes of allowance for impairment losses for the years ended 31 December 2017 and 2016 is presented in the table below:

	2017	2016
Beginning of the year	5,222,635	-
Provision charge	11,198	5,222,635
End of the year	5,233,833	5,222,635

14. Amounts receivable under reverse repurchase agreement

	31 December 2017		31 December 2016	
	Carrying amount	Fair Value of collateral	Carrying amount	Fair Value of collateral
Discount Notes of the National Bank of the Republic of Kazakhstan	8,022,904	8,256,246	-	-
Total amounts receivable under reverse repurchase agreement	8,022,904	8,256,246	-	-

As at 31 December 2017, amounts receivable under reverse repurchase agreement included accrued interest income in the amount of KZT 22,904 thousand (31 December 2016: KZT nil).

15. Bank deposits

	31 December 2017	31 December 2016
JSC Delta Bank	8,839,384	9,027,880
JSC Kazinvestbank	6,730,370	6,730,370
JSC Nurbank	-	6,682,083
JSC Tsesna Bank	-	5,635,417
JSC AsiaCredit Bank	-	4,498,000
JSC RBK Bank	-	4,460,656
JSC Kaspi Bank	-	3,405,334
JSC Eurasian Bank	-	3,380,000
JSC Astana Bank	-	3,219,333
JSC Eximbank Kazakhstan	-	2,015,016
JSC Qazaq Banki	-	-
JSC Bank CenterCredit	-	-
Total bank deposits before impairment losses	15,569,754	49,054,089
Less provision for impairment loss	(15,569,754)	(15,758,250)
Total bank deposits	-	33,295,839

As at 31 December 2017, bank deposits included accrued interest income in the amount of KZT nil (31 December 2016: KZT 3,296,098 thousand).

As at 31 December 2017 and 2016, provisions for impairment losses on term deposits in JSC Delta Bank and JSC Kazinvestbank were accrued for 100% of total amounts of deposits.

As at 31 December, 2017, the Fund hasn't got any bank deposits, which balance individually exceeds 10% of total equity.

Joint Stock Company Unified Accumulative Pension Fund

Notes to the Financial Statement For the year ended 31 December 2017 (Continued) (in thousands of Kazakhstani Tenge)

As at 31 December 2016, the Fund has one bank, which balance exceeds 10% of total equity. The gross value of this balance as at 31 December 2016 is KZT 9,027,880 thousand. As at 31 December 2016, the Fund accrued 100% provision on the deposits held in this bank.

The analysis of changes of allowance for impairment losses for the years ended 31 December 2017 and 2016 is presented in the table below:

	2017	2016
Beginning of the year	15,758,250	-
Provision charge	-	15,758,250
Exchange difference	(188,496)	-
End of the year	15,569,754	15,758,250

16. Commission receivable

	31 December 2017	31 December 2016
Commission on Plan assets	1,682,052	1,466,828
Commission from investment income on Plan assets	149,381	1,445,899
Total commission receivable	1,831,433	2,912,727

Joint Stock Company Unified Accumulative Pension Fund

Notes to the Financial Statement
For the year ended 31 December 2017 (Continued)
(in thousands of Kazakhstani Tenge)

17. Property, equipment and intangible assets

	Land	Building	Computer equipment	Property and equipment Office equipment	Vehicles	Licenses	Software	Total
Cost								
Balance at 1 January 2017	-	101,475	1,961,891	337,629	46,528	307,193	1,050,685	3,805,401
Additions	186	-	153,049	338,576	54,000	663,594	87,057	1,296,462
Disposals	-	-	(11,700)	(1,514)	-	-	-	(13,214)
Balance at 31 December 2017	186	101,475	2,103,240	674,691	100,528	970,787	1,137,742	5,088,649
Depreciation and amortisation								
Balance at 1 January 2017	-	(5,285)	(731,072)	(163,110)	(3,227)	(175,170)	(459,626)	(1,537,490)
Depreciation and amortisation for the year	-	(2,537)	(400,888)	(53,338)	(24,048)	(196,609)	(324,565)	(1,001,985)
Disposals	-	-	11,674	1,310	-	-	-	12,984
Balance at 31 December 2017	-	(7,822)	(1,120,286)	(215,138)	(27,275)	(371,779)	(784,191)	(2,526,491)
Carrying amount								
At 31 December 2017	186	93,653	982,954	459,553	73,253	599,008	353,551	2,562,158

Joint Stock Company Unified Accumulative Pension Fund

Notes to the Financial Statement
For the year ended 31 December 2017 (Continued)
(in thousands of Kazakhstani Tenge)

	Building	Computer equipment	Property and equipment Office equipment	Vehicles	Licenses	Intangible assets Software	Total
Cost							
Balance at 1 January 2016	101,475	1,042,249	245,445	45,782	97,454	470,620	2,003,025
Additions	-	938,355	101,665	7,014	209,739	586,940	1,843,713
Revaluation	-	-	-	20,770	-	-	20,770
Disposal	-	(18,713)	(9,481)	(27,038)	-	(6,875)	(62,107)
Balance at 31 December 2016	101,475	1,961,891	337,629	46,528	307,193	1,050,685	3,805,401
Depreciation and amortisation							
Balance at 1 January 2016	(2,748)	(535,357)	(141,944)	(17,306)	(45,199)	(212,471)	(955,025)
Depreciation and amortisation for the year	(2,537)	(214,411)	(30,647)	(9,796)	(129,971)	(254,030)	(641,392)
Disposals	-	18,696	9,481	23,875	-	6,875	58,927
Balance at 31 December 2016	(5,285)	(731,072)	(163,110)	(3,227)	(175,170)	(459,626)	(1,537,490)
Carrying amount							
At 31 December 2016	96,190	1,230,819	174,519	43,301	132,023	591,059	2,267,911

Management of the Fund believes that as at 31 December 2017, the fair value of the building does not significantly differ from its carrying amount.

Joint Stock Company Unified Accumulative Pension Fund

Notes to the Financial Statement
For the year ended 31 December 2017 (Continued)
(in thousands of Kazakhstani Tenge)

18. Commission payable to NBRK for fiduciary management of the Plan

	31 December 2017	31 December 2016
Commission payable to NBRK for fiduciary management of the Plan	10,302,298	571,285

As at 31 December 2017, the commission payable was recognised for the services received in December 2017 and includes a commission for success fee (Note 7), which was paid to NBRK in January 2018.

The commission payable as at 31 December 2016 was recognised for the services received in December 2016 (Note 7), and it was paid for in January 2017.

19. Other liabilities

	31 December 2017	31 December 2016
Accounts payable	187,582	3,059
Vacation reserve	120,834	141,333
Total other financial liabilities	308,416	144,392
Bonus reserve	653,631	-
Taxes payable other than income tax	205,730	289,169
Others	404,328	92,319
Total other non-financial liabilities	1,263,689	381,488
Total other liabilities	1,572,105	525,880

20. Share capital

Issued capital

As at 31 December 2017, the issued and outstanding share capital comprised 9,489,248 ordinary shares (2016: 9,489,248) for the amount of KZT 7,114,244 thousand (2016: 7,114,244 thousand). The ordinary shares of the Fund have no par value, and are valued at the cost of contributions to the share capital.

Dividends

As a not-for-profit organisation in accordance with Kazakhstan legislation, the Fund does not declare and pay any dividends on its shares. In accordance with the current legislation and Charter of the Fund, the net profit of the Fund is used only for development of the Fund.

Statutory reserve

According to the Law of the Republic of Kazakhstan "On Joint Stock Companies" effective before amendments dated 8 July 2005, the Fund was required to maintain a reserve established from the net income of the Fund. Currently there is no requirement to continue to transfer from retained earnings to this statutory reserve. The statutory reserve is allowed to be distributed by the decision of the shareholder of the Fund.

Revaluation reserve for available-for-sale financial assets

The revaluation reserve for available-for-sale financial assets comprises the cumulative net change in the fair value, until the assets are derecognised or impaired.

Joint Stock Company Unified Accumulative Pension Fund

Notes to the Financial Statement
For the year ended 31 December 2017 (Continued)
(in thousands of Kazakhstani Tenge)

21. Risk management

Management of risk is fundamental to the business and is an essential element of the Fund's operations. The major risks faced by the Fund are those related to market risk, which includes price, interest and currency risks, credit risk and liquidity risk.

Risk management policies and procedures

The Fund's risk management policies aim to identify, analyse and manage the risks faced by the Fund, to set appropriate risk limits and controls, and to continuously monitor risk levels and adherence to limits. In accordance with the Trust Management Agreement for own assets of the Joint Stock Company "Unified Accumulative Pension Fund" dated 28 March 2017, its own assets were transferred to trust management of the NBRK (Trustee). In accordance with paragraph 2.1. The Trustee independently makes investment decisions in accordance with the investment strategy of the Fund and within the limits of the approved investment limits that are an integral part of the Trust Management Agreement. The risk management system uses an integrated approach that establishes control systems aimed at the timely detection, assessment and prevention of events that may cause a violation of the normal operation of the Fund. The Fund carries out post-monitoring of its own assets in management reporting, in which methods for assessing investment risks using various instruments are detailed and widely used. Review of reporting on the condition and exposure of the portfolios of pension assets and own assets to financial risks is carried out on a monthly basis.

The Board of Directors of the Fund approves the internal policies and procedures of the Plan and has overall responsibility for the proper functioning of the risk management and internal control system. The Board approves internal regulatory documents on the minimization of non-financial risks, which use tools for self-assessment of operational risks, methods for monitoring key risk indicators (KRI), which are leading indicators and reflect potential sources of operational risks, internal management practices that are the division of authority, the determination of the responsibility of subjects of internal control with subsequent monitoring of operations at each stage of the process and with hierarchy / consistency mandatory procedures for coordination by responsible persons / managers and in the continuous monitoring of the internal control system in the Fund . The Fund appoints responsible persons within each division, whose duties include developing and regularly updating the matrix of business processes, assessing the potential and identified risks inherent in these business processes. Based on the results of using the above tools, within the framework of the operational risk management system, a risk mitigation plan is developed and approved, aimed both at eliminating the causes of risk realization and minimizing the consequences in case of risk events.

Market risk

Market risk is the risk that the fair value or future cash flows of a financial instrument will fluctuate because of changes in market prices. Market risk comprises currency risk, interest rate risk and other price risks. Market risk arises from open positions in interest rate, currency and equity financial instruments, which are exposed to general and specific market movements and changes in the level of volatility of market prices. The Fund periodically performs post-monitoring of market risks of financial instruments transferred to trust management.

Interest rate risk

Interest rate risk is the risk that the fair value or future cash flows of a financial instrument will fluctuate because of changes in market interest rates. The Fund is exposed to the effects of fluctuations in the prevailing levels of market interest rates on its financial position and cash flows. Interest margins may increase as a result of such changes but may also reduce or create losses in the event that unexpected movements occur.

Interest rate sensitivity analysis

The management of interest rate risk based on interest rate gap analysis is supplemented by monitoring the sensitivity of financial assets and liabilities.

Joint Stock Company Unified Accumulative Pension Fund

Notes to the Financial Statement For the year ended 31 December 2017 (Continued) (in thousands of Kazakhstani Tenge)

An analysis of sensitivity of profit or loss and equity (net of taxes) to changes in interest rates (interest rate risk) based on a simplified scenario of a 100 basis point (bp) symmetrical fall or rise in all yield curves and positions of available-for-sale financial assets existing as at 31 December 2017 and 2016 is as follows:

An impact on profit before income tax:

	31 December 2017	31 December 2016
100 bp parallel fall	(18,566)	(21,232)
100 bp parallel rise	18,566	21,232

An impact on equity:

	31 December 2017	31 December 2016
100 bp parallel fall	864,153	662,323
100 bp parallel rise	(1,178,389)	(361,686)

Currency risk

Currency risk is defined as the risk that the value of a financial instrument will fluctuate due to changes in foreign exchange rates.

The following table shows the foreign currency structure of financial assets and liabilities as at 31 December 2017:

	KZT	USD	Total
ASSETS			
Cash and deposits with the National Bank of the Republic of Kazakhstan	27,400,966	33,037	27,434,003
Available-for-sale financial assets	59,549,660	-	59,549,660
Amounts receivable under reverse repurchase agreement	8,022,904	-	8,022,904
Commission receivable	1,831,433	-	1,831,433
Total financial assets	96,804,963	33,037	96,838,000
LIABILITIES			
Commission payable to NBRK for fiduciary management of the Plan	10,302,298	-	10,302,298
Other financial liabilities	308,416	-	308,416
Total financial liabilities	10,610,714	-	10,610,714
Net position as at 31 December 2017	86,194,249	33,037	86,227,286

Joint Stock Company Unified Accumulative Pension Fund

Notes to the Financial Statement For the year ended 31 December 2017 (Continued) (in thousands of Kazakhstani Tenge)

The following table shows the currency structure of financial assets and liabilities as at 31 December 2016:

	KZT	USD	EURO	RUR	Total
ASSETS					
Cash and deposits with the National Bank of the Republic of Kazakhstan	11,316,919	576,432	131,187	2,395	12,026,933
Available-for-sale financial assets	14,041,483	4,812,280	-	-	18,853,763
Bank deposits	31,280,823	2,015,016	-	-	33,295,839
Commission receivable	2,912,727	-	-	-	2,912,727
Total assets	59,551,952	7,403,728	131,187	2,395	67,089,262
LIABILITIES					
Commission payable to NBRK for fiduciary management of the Plan	571,285	-	-	-	571,285
Other financial liabilities	144,392	-	-	-	144,392
Total liabilities	715,677	-	-	-	715,677
Net position as at 31 December 2016	58,836,275	7,403,728	131,187	2,395	66,373,585

The following table presents an analysis of the Fund's sensitivity to a 10% increase and decrease in the Kazakhstani Tenge exchange rate against the US dollar and other currencies as at 31 December 2017, as well as a sensitivity analysis of the Fund to a 10% rise and fall of the tenge to the US dollar and other currencies as at 31 December 2016, respectively. The sensitivity level is used within the Fund in preparing currency risk reports for key management personnel of the Fund and is an estimate of the Guidance for the Fund for Possible Exchange Rate Changes.

An analysis of sensitivity of profit or loss for the year and equity to changes in foreign currency exchange rates based on positions existing as at 31 December 2017 and 2016 and a simplified scenario of a 10% and -10%, accordingly, change in USD to Kazakhstan Tenge exchange rates is as follows:

	31 December 2017
10% appreciation of USD against KZT	3,304
10% depreciation of USD against KZT	(3,304)
	31 December 2016
10% appreciation of USD against KZT	740,373
10% depreciation of USD against KZT	(740,373)

Credit risk

Credit risk is the risk of financial loss to the Fund if a customer or counterparty to a financial instrument fails to meet its contractual obligations. The Fund has policies and procedures for the management of credit exposures (both for recognised financial assets and unrecognised contractual commitments), including guidelines to limits on portfolio concentration for one counterparty or a group of counterparties.

The Fund continuously monitors the performance of individual credit exposures and regularly reassesses the creditworthiness of its counterparties. The review is based on the counterparty's most recent financial statements and other information otherwise obtained by the Fund.

Joint Stock Company Unified Accumulative Pension Fund

Notes to the Financial Statement For the year ended 31 December 2017 (Continued) (in thousands of Kazakhstani Tenge)

The maximum exposure to credit risk from financial assets at the reporting date is as follows:

	31 December 2017	31 December 2016
ASSETS		
Cash and deposits with the National Bank of the Republic of Kazakhstan	27,434,003	12,026,933
Available-for-sale financial assets	59,549,660	18,853,763
Bank deposits	-	33,295,839
Amounts receivable under reverse repurchase agreement	8,022,904	-
Commission receivable	1,831,433	2,912,727
Total maximum exposure	96,838,000	67,089,262

As at 31 December 2017, the Fund has two counterparties (Ministry of Finance of the Republic of Kazakhstan and NBRK), credit risk exposure to whom exceeds 10% of maximum credit risk exposure (2016: three counterparties). The credit risk exposure for these counterparties as at 31 December 2017 is KZT 80,758,181 thousand (2016: KZT 27,780,347 thousand).

The following table details credit ratings of financial assets held by the Fund that are neither past due nor impaired (*this information is prepared for all financial assets that are neither past due nor impaired*):

	≥BBB	<BBB	Credit Rating undefined	Total
31 December 2017				
Cash and deposits with the National Bank of the Republic of Kazakhstan	-	27,434,003	-	27,434,003
Available-for-sale financial assets	696,000	58,851,196	2,464	59,549,660
Receivables under reverse repurchase agreement	-	8,022,904	-	8,022,904
Commission receivable	-	1,831,433	-	1,831,433
31 December 2016				
Cash and deposits with the National Bank of the Republic of Kazakhstan	-	12,026,933	-	12,026,933
Available-for-sale financial assets	-	18,839,870	13,893	18,853,763
Bank deposits	-	33,295,839	-	33,295,839
Commission receivable	-	2,912,727	-	2,912,727

Liquidity risk

Liquidity risk is the risk that the Fund will encounter difficulty in meeting obligations associated with its financial liabilities that are settled by delivering cash or another financial asset. Liquidity risk exists when the maturities of assets and liabilities do not match. The matching and/or controlled mismatching of the maturities and interest rates of assets and liabilities is fundamental to liquidity management. It is unusual for financial institutions ever to be completely matched since business transacted is often of an uncertain term and of different types. An unmatched position potentially enhances profitability, but can also increase the risk of losses.

The Fund maintains liquidity management with the objective of ensuring that funds will be available at all times to honour all cash flow obligations as they become due.

Joint Stock Company Unified Accumulative Pension Fund

Notes to the Financial Statement For the year ended 31 December 2017 (Continued) (in thousands of Kazakhstani Tenge)

The liquidity management is performed by the Fund and involves:

- analysis of liquidity of assets and liabilities of the Fund by types of securities, financial instruments and currencies;
- oversight of cash inflows and outflows of the Fund;
- assessment and control of liquidity risk of the Fund to ensure that sufficient liquidity is maintained within the Fund as a whole.

The table below shows an analysis, by expected maturities, of the amounts recognised in the statement of financial position as at 31 December 2017:

	Demand and less than 1 month	From 1 to 3 months	From 3 to 12 months	From 1 to 5 years	More than 5 years	No maturity	Total
Non-derivative financial assets							
Cash and deposits with the National Bank of the Republic of Kazakhstan	27,434,003	-	-	-	-	-	27,434,003
Available-for-sale financial assets	31,973,182	145,799	313,256	13,097,475	14,017,484	2,464	59,549,660
Amounts under reverse repurchase agreement	8,022,904	-	-	-	-	-	8,022,904
Commission receivable	1,831,433	-	-	-	-	-	1,831,433
Total financial assets	69,261,522	145,799	313,256	13,097,475	14,017,484	2,464	96,838,000
Non-derivative financial liabilities							
Commission payable to NBRK for fiduciary management of the Plan	10,302,298	-	-	-	-	-	10,302,298
Other financial liabilities	308,416	-	-	-	-	-	308,416
Total financial liabilities	10,610,714	-	-	-	-	-	10,610,714
Net position	58,650,808	145,799	313,256	13,097,475	14,017,484	2,464	86,227,286

Joint Stock Company Unified Accumulative Pension Fund

Notes to the Financial Statement
For the year ended 31 December 2017 (Continued)
(in thousands of Kazakhstani Tenge)

The table below shows an analysis, by expected maturities, of the amounts recognised in the statement of financial position as at 31 December 2016:

	Demand and less than 1 month	From 1 to 3 months	From 3 to 12 months	From 1 to 5 years	More than 5 years	No maturity	Total
Non-derivative financial assets							
Cash and deposits with the National Bank of the Republic of Kazakhstan	12,026,933	-	-	-	-	-	12,026,933
Available-for-sale financial assets	3,139,760	354,671	4,964,799	2,711,207	7,680,631	2,695	18,853,763
Bank deposits	7,367,717	14,610,239	5,769,966	5,547,917	-	-	33,295,839
Commission receivable	2,912,727	-	-	-	-	-	2,912,727
Total financial assets	25,447,137	14,964,910	10,734,765	8,259,124	7,680,631	2,695	67,089,262
Non-derivative liabilities							
Commission payable to NBRK for fiduciary management	571,285	-	-	-	-	-	571,285
Other financial liabilities	144,392	-	-	-	-	-	144,392
Total financial liabilities	715,677	-	-	-	-	-	715,677
Net position	24,731,460	14,964,910	10,734,765	8,259,124	7,680,631	2,695	66,373,585

As at 31 December 2017 and 2016, the financial liabilities are short-term in nature and, thus, do not differ from the undiscounted amounts payable.

Joint Stock Company Unified Accumulative Pension Fund

Notes to the Financial Statement
For the year ended 31 December 2017 (Continued)
(in thousands of Kazakhstani Tenge)

22. Capital management

The Fund does not have any externally imposed capital requirements.

23. Operating leases

As at 31 December 2017 and 2016, the Fund did not have significant non-cancellable operating lease rentals payable.

During 2017, KZT 862,702 thousand was recognised as an expense in profit or loss in respect of operating leases (2016: KZT 1,026,763 thousand).

24. Contingencies

Insurance

The insurance industry in the Republic of Kazakhstan is in a developing state and many forms of insurance protection common in other parts of the world are not yet generally available. The Fund does not have full coverage for its premises and equipment, business interruption, or third party liability in respect of property or environmental damage arising from accidents on its property or relating to operations. Until the Fund obtains adequate insurance coverage, there is a risk that the loss or destruction of certain assets could have a material adverse effect on operations and financial position of the Fund.

Court proceedings in progress

In December 2016, a criminal case was instigated against the Fund's former Chairperson of the Board and an employee of risk management department with respect to articles 189 p.4 p.2 of the Criminal Code of the Republic of Kazakhstan dated 16 June 1997. If the tax authorities raise claims in connection with the court proceedings to recognise any Fund counterparties as fictitious entities and (or) transactions with them as invalid and (or) as having been concluded without work being performed (services provided), the Fund faces a risk of fines and late payment interest. The Fund currently expects to receive a court ruling and will assess the possible effect of this on its financial conditions.

Taxation contingencies

The taxation system in the Republic of Kazakhstan continues to evolve and is characterised by frequent changes in legislation, official pronouncements and court decisions, which are sometimes contradictory and subject to varying interpretation by different tax authorities. Taxes are subject to review and investigation by a number of authorities who have the authority to impose severe fines, penalties and interest charges. A tax year remains open for review by the tax authorities during the three subsequent calendar years; however, under certain circumstances a tax year may remain open longer. Recent events within the Republic of Kazakhstan suggest that the tax authorities are taking a more assertive position in their interpretation and enforcement of tax legislation.

These circumstances may create tax risks in the Republic of Kazakhstan that are substantially more significant than in other countries. Management believes that it has provided adequately for tax liabilities based on its interpretations of applicable Kazakhstan tax legislation, official pronouncements and court decisions. However, the interpretations of the relevant authorities could differ and the effect on the financial position, if the authorities were successful in enforcing their interpretations, could be significant. The last tax inspection was performed by tax authorities for the period from 2009 to 2013 years, and was completed in 2016.

Joint Stock Company Unified Accumulative Pension Fund

Notes to the Financial Statement For the year ended 31 December 2017 (Continued) (in thousands of Kazakhstani Tenge)

Operating environment

Emerging markets such as Kazakhstan are subject to different risks than more developed markets, including economic, political and social, and legal and legislative risks. Laws and regulations affecting businesses in Kazakhstan continue to change rapidly, tax and regulatory frameworks are subject to varying interpretations. The future economic direction of Kazakhstan is heavily influenced by the fiscal and monetary policies adopted by the government, together with developments in the legal, regulatory, and political environment. Because Kazakhstan produces and exports large volumes of oil and gas, its economy is particularly sensitive to the price of oil and gas on the world market.

During 2014-2016, the oil price decreased significantly, which led to a significant decrease in national export revenue. In August 2015, the Government and the National Bank of Kazakhstan announced a transition to a new monetary policy based on a free floating tenge exchange rate, and cancelled the currency corridor. In 2015 and in the first quarter of 2016, the tenge depreciated significantly against major foreign currencies.

Management of the Fund is monitoring developments in the current environment and taking measures it considered necessary in order to support the sustainability and development of the Company's business in the foreseeable future. However, the impact of further economic developments on future operations and financial position of the Fund might be significant.

25. Related party transactions

As at 31 December 2017 and 2016, the ultimate controlling party of the Fund was the Government of the Republic of Kazakhstan, which owned 100% of shares of the Fund (see Note 1).

Transactions with the members of the Management Board

Total remuneration included in personnel expenses for the years ended 31 December 2017 and 2016 is as follows:

	Year ended 31 December 2017	Year ended 31 December 2016
Short term employee benefits	86,708	97,940
Total short term employee benefits	86,708	97,940

The above amounts include cash and non-cash benefits in respect of the members of the Management Board and Board of Directors.

Joint Stock Company Unified Accumulative Pension Fund

Notes to the Financial Statement For the year ended 31 December 2017 (Continued) (in thousands of Kazakhstani Tenge)

Transactions with other related parties

The outstanding balances as at 31 December 2017 and related profit or loss amounts of transactions for the year then ended with related parties are as follows:

	National Bank of the Republic of Kazakhstan	Ministry of Finance of the Republic of Kazakhstan	Plan	Other	Total
Statement of financial position					
Assets					
Cash and deposits with the National Bank of the Republic of Kazakhstan	24,137,044	-	-	-	24,137,044
Available-for-sale financial assets	31,973,182	16,625,051	-	10,951,427	59,549,660
Amounts receivable under reverse repurchase agreements	8,022,904	-	-	-	8,022,904
Commission receivable	-	-	1,831,433	-	1,831,433
Current tax assets	-	-	-	1,081,078	1,081,078
Liabilities					
Commission payable to NBRK for fiduciary management of the Plan	10,302,298	-	-	-	10,302,298
Other liabilities	237,411	-	-	-	237,411
Profit or loss					
Commission income	-	-	46,779,334	-	46,779,334
Commission expense	(16,313,891)	-	-	-	(16,313,891)
Interest income	1,106,706	2,686,132	-	779,594	4,572,432
General administrative expenses	-	-	-	(1,738,011)	(1,738,011)
Current income tax expense	-	-	-	(6,058,158)	(6,058,158)

The outstanding balances and the related average interest rates as at 31 December 2016 and related profit or loss amounts of transactions for the year then ended with other related parties are as follows:

	National Bank of the Republic of Kazakhstan	Ministry of Finance of the Republic of Kazakhstan	Plan	Other	Total
Statement of financial position					
Assets					
Available-for-sale financial assets	-	6,272,759	-	4,617,766	10,890,525
Bank deposits	-	-	-	2,015,016	2,015,016
Commission receivable	-	-	2,912,727	-	2,912,727
Liabilities					
Commission payable	571,285	-	-	-	571,285
Other financial liabilities	-	-	-	324,343	324,343
Profit or loss					
Commission income	-	-	58,563,783	-	58,563,783
Commission expense	(5,944,672)	-	-	-	(5,944,672)
Interest income	-	550,739	-	441,735	992,474
General administrative expenses	-	-	-	(1,515,658)	(1,515,658)
Current income tax expense	-	-	-	(5,717,132)	(5,717,132)

26. Fair values of financial instruments

IFRS defines fair value as the price that would be received to sell an asset or paid to transfer a liability in an orderly transaction between market participants at the measurement date.

Joint Stock Company Unified Accumulative Pension Fund

Notes to the Financial Statement For the year ended 31 December 2017 (Continued) (in thousands of Kazakhstani Tenge)

Fair value of the Fund's financial assets and financial liabilities measured at fair value on a recurring basis.

Some of the Fund's financial assets are measured at fair value at the end of each reporting period. The following table gives information about how the fair values of these financial assets are determined.

Financial assets	Fair value as at		Fair value hierarchy	Valuation technique and key input
	31 December 2017	31 December 2016		
Non-derivative available-for-sale financial instruments	59,547,196	18,839,870	Level 1	Market comparative method

As at 31 December 2017, available-for-sale financial instruments included shares of JSC Kazakhstan Stock Exchange, which are carried at cost in the amounts of KZT 2,464 thousand.

As at 31 December 2016, available-for-sale financial instruments included shares of JSC Kazakhstan Stock Exchange and JSC Astana-Finance, which are carried at cost in the amounts of KZT 2,695 thousand and, KZT 11,198 thousand, respectively.

During the years ended 31 December 2017 and 2016, there was no reclassification of financial instruments between the Level 1 and 2.

The Fund considers that the carrying amounts of financial assets recognized in the financial statements approximate their fair values.

27. Events after the reporting period

As of the date of the signing of the financial statements, there were no events, which could Management would have determined as requiring additional disclosure.